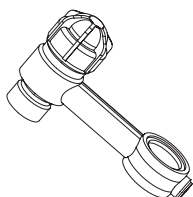


FLK 10

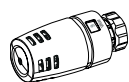


Enkel radiator
Singel radiator
Einfachplatten
Radiateur simple
Yksilevyinen patteri


FLK 20




Dubbel radiator
Double radiator
Zweifachplatten
Radiateur double
Kaksilevyinen patteri



Evosense



Evosense remote



VAO/VAC



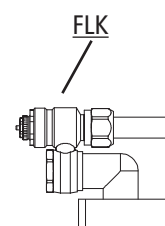
ENH



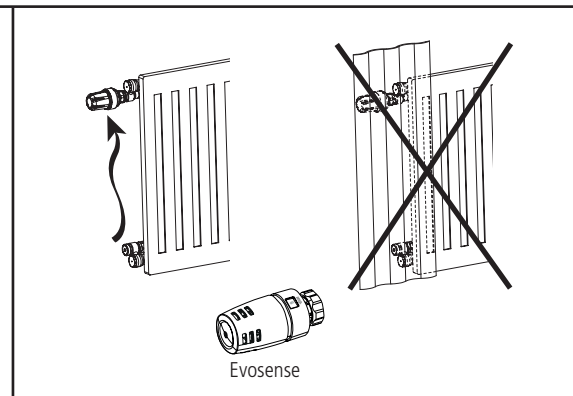
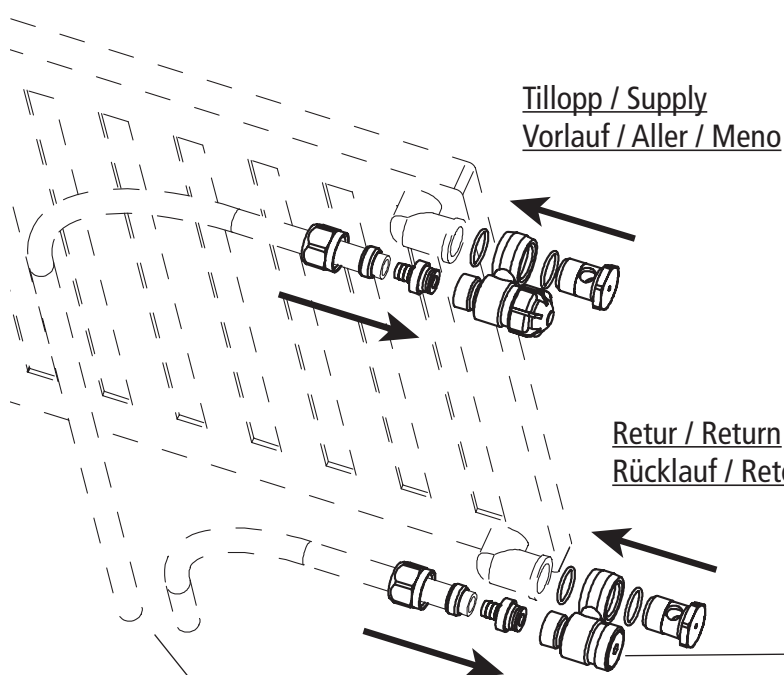
NHN



ENTL




FLK

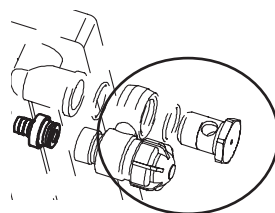


- Avstängningsskruv (insexnyckel 6mm)
- Shut-off spindle (Allen key 6mm)
- Absperrschraube (Innensechskantschlüssel 6mm)
- Vis d'isolement (Clé alène 6mm)
- Sulkukara (6mm kuusiokoloavain)

Anpassa rörlängd
Adjust pipe length
Anpassen rohrlänge
Ajustez la longueur de tube
Sovita putkipituus



Dra åt plastörskopplingen ca 30 Nm
Tighten the plastic pipe connection approx 30 Nm
Ziehen Sie die Klemmverschraubung ca 30 Nm
Serrez le raccord à compression environ 30 Nm
Kiristä muoviputken liitos ca 30 Nm



Dra åt banjobulten ca 50 Nm
Tighten the banjo screw approx 50 Nm
Ziehen Sie die Banjo birne ca 50 Nm
Serrez l'ampoule de banjo environ 50 Nm
Kiristä banjo-lamppu ca 50 Nm

Artikelnr./ Ref.No
Tuotenumero

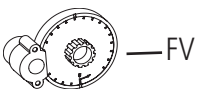
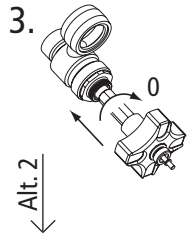
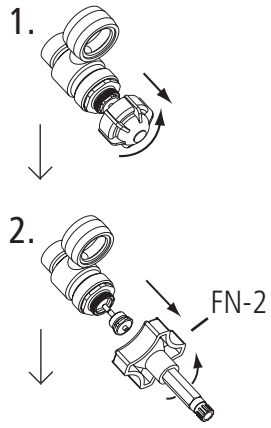
Plaströrskoppling
Plastic pipe connection
Klemmverschraubung
Raccord à compression
Muoviputken liitos

4163001

Dimension/ Koko

Plaströr
Plastic pipe
Kunststoffrohr
Tube plastique (PEX)
PEX - putki

16.2x2,1



Inställning med verktyg FV gäller endast 2K.
Setting by means of the FV tool only valid for 2K.
Voreinstellung mit Werkzeug FV gilt nur für 2K.
Réglage à l'aide de l'outil FV valable seulement pour 2K.
FV esisäätyökalua käytetään vain 2K.

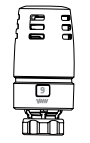
Öppningsvarv N gäller för :
Turns open N valid for :
Öffnungsumdrehungen N gilt für :
Tours d'ouverture N concernant :
Avauskierrokset N :



Kvs

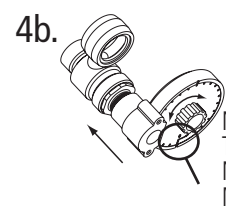
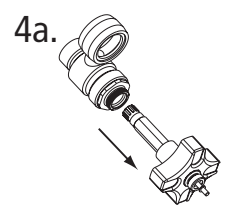
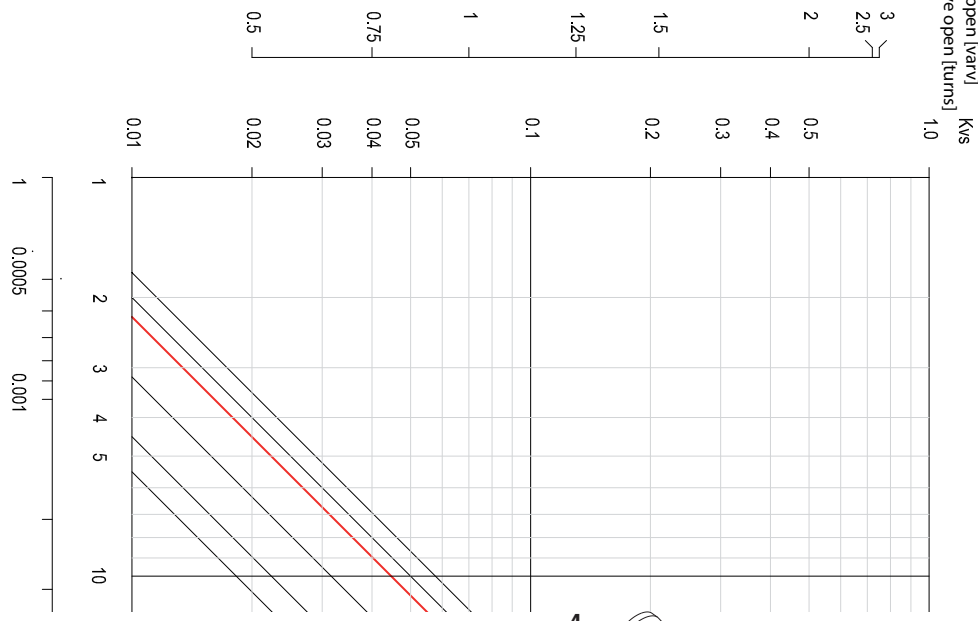
Alt.1

Öppningsvarv N gäller för :
Turns open N valid for :
Öffnungsumdrehungen N gilt für :
Tours d'ouverture N concernant :
Avauskierrokset N :

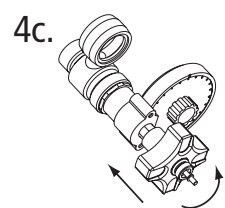


Kv 2K

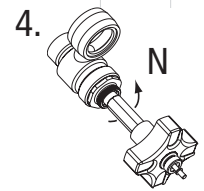
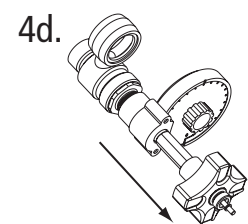
Alt.2



Nollställ
Turn to zero
Nullstellung
Mettre à zéro
Aseta näyttötaulu nolnaan



Ställ in Kv
Set Kv
Einstellung Kv
Afficher le Kv
Aseta haluttu Kv



Alt.2

